

EGT 392...395: Stem-type temperature sensor for higher temperatures

How energy efficiency is improved

Accurate detection of duct temperature for energy-efficient control of HVAC systems and monitoring energy consumption.

Areas of application

Measurement of higher temperatures in liquids and gases, in ventilation systems and water networks, as well as air ducting. Use in pipelines and tanks possible with optional LW7 protective tubes.

Properties

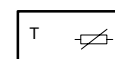
- Die-cast aluminium housing
- High protection class (Protection class IP54)
- Passive measured value acquisition
- Suitable for building into air ducting without protective tube

Technical description

- Measurement is effected with a nickel thin-film sensor as per DIN 43760
- 9 mm \varnothing copper immersion stem (without protective tube)
- Active length 15 mm
- Cable clamping sleeve Pg11
- Connection terminals for conductor cross-section $2 \times 1,5 \text{ mm}^2$



T04596



Y01875

Type	Stem mm	Nominal value at 0 °C	Measuring °C	Weight kg
EGT 392 F021	120	200 Ω	-40...155	0,2
EGT 392 F101	120	1000 Ω	-40...180	0,2
EGT 393 F101	225	1000 Ω	-40...180	0,25
EGT 395 F101	450	1000 Ω	-40...180	0,3

Resistance values as per	DIN 43760	Max. temp. at head	80 °C
Tolerance at 0 °C	$\pm 0,4 \text{ K}$	Max. temp. of media	-60...195 °C (approx. 15 min)
Mean temp. coefficient	0,00618 K^{-1}	Degree of protection	IP 54 (EN 60529)
Self-warming (in air)	0,25 K/mW	Wiring diagram	A01632
Time characteristic:		Dimension drawing	M368750
air, without prot. tub	Dead time Time const.	Fitting instructions	MV 8261
still	20 s 530 s		
moving (3 m/s)	11 s 63 s		
water, with prot. Tube 1)	Dead time Time const.		
still	8 s 31 s		
moving (0.4 m/s)	7 s 30 s		

Variants

EGT 393 F904 As F101, but for direct fitting without pocket
dimension drawing [M368989](#), fitting instructions MV 8267

Accessories

0364258 . . . LW 15 pockets of stainless steel; see chapter 39
0364346 . . . LW 15 pockets of brass; see chapter 39
0368839 000* Fixing flange for duct mounting
0368840 000* Fixing bracket for wall mounting
0313220 001 Heat-conducting paste

*) Dimension drawing or wiring diagram are available under the same number

1) With heat-conducting paste

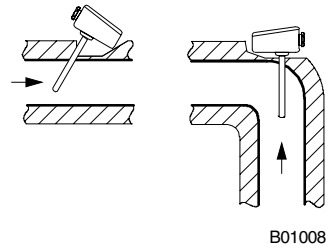
Operation

The resistance value of the Ni measuring resistor changes with respect to temperature. The temperature coefficient is always positive, i.e. the resistance value increases as the temperature rises. See table of values (DIN 43760). The elements are exchangeable (within the limits of the prescribed tolerances).

Engineering and fitting notes

In water:

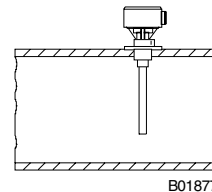
For use in pipes and closed containers, the detector must be fitted in a pocket (excepting the F904 variant). It should be fitted against the direction of flow.



B01008

In air ducts or non-pressurised liquid containers:

The detector is fitted with the flange (accessory no.368839) or with the fixing bracket (368840) directly onto the insulation or onto the wall of the air duct.



B01877

Additional technical data

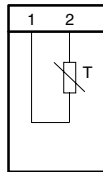
Complies with:-

EMC directive 2004/108/EC

EN 61000-6-1/ EN 61000-6-2

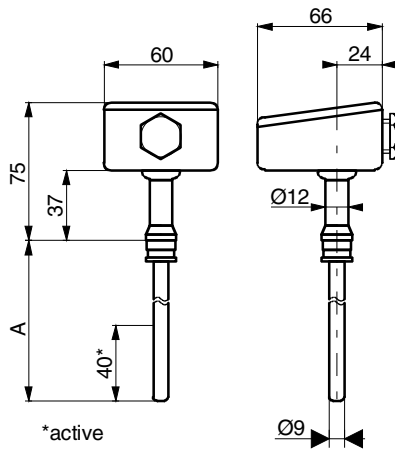
EN 61000-6-3/ EN 61000-6-4

Wiring diagram



A01632

Dimension drawing

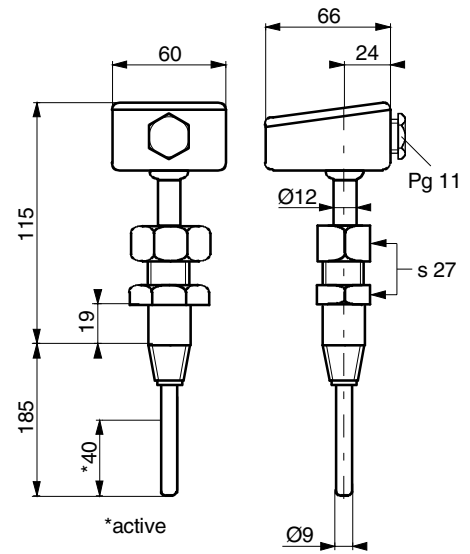


*active

Typ	A
EGT . 92	120
EGT . 93	225
EGT . 95	450

M368750

with screw fitting (F904)



*active

M368989b

Accessories

